
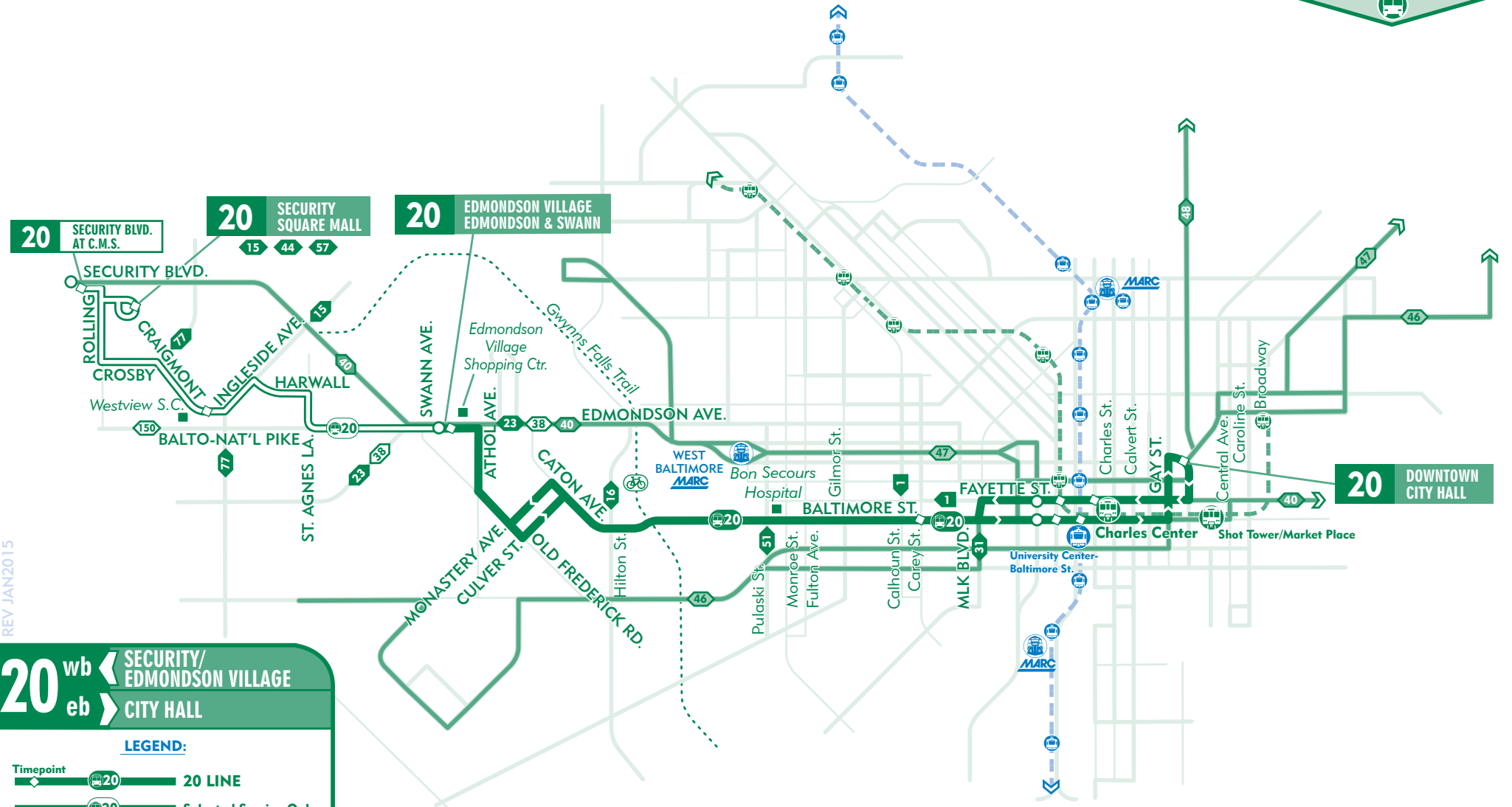










Bus Connections available in Downtown Baltimore to:

| | | | | | |
|-----|-----|-----|-----|-----|-----|
| 1 | 3 | 5 | 7 | 8 | 10 |
| 11 | 15 | 19 | 23 | 26 | 27 |
| 31 | 35 | 36 | 40 | 46 | 47 |
| 48 | 61 | 64 | 91 | 120 | 150 |
| 160 | 310 | 320 | 420 | 411 | 420 |

20 ^{wb} ← SECURITY/EDMONDSON VILLAGE
20 ^{eb} → CITY HALL

- LEGEND:**
- Timepoint  **20 LINE**
 -  Selected Service Only
 - Full Time  Connecting Bus Routes
 - Peak Only  Connecting Bus Routes
 -  Metro Subway
 -  Light Rail Line
 - Intermediate Stop  quickbus Service
 -  Recreational Trail

West Bound  East Bound

REV JAN2015